

ICE Maker TECHNICAL SHEET

INSULATION

Cabinet — Polyurethane
Door — Polyurethane

UNIT

Compressor — Output 1/2 HP
Running Watts — 80 to 100
Condenser — Static

INTERIOR

Liner — Plastic

DEFROST

— Manual

ELECTRICAL COMPONENTS

Compressor PN 300735
PTC Thermistor 300736
Thermostat 300760

HIGH SIDE PRESSURE P.S.I.G.			LOW SIDE PRESSURE P.S.I.G.		
70°	90°	110°	70°	90°	110°
85 lb. to 130 lb.	110 lb. to 150 lb.	150 lb. to 200 lb.	5" Vac. to 5 lb.	0" Vac. to 10 lb.	10 lb. to 22 lb.

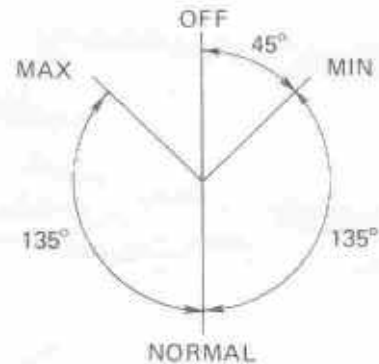
CONSTRUCTION AND PERFORMANCE OF THERMOSTAT

Thermostat sensor is located at outside surface of evaporator. Changes in surface temperature of evaporator are detected and thermostat controls compressor.

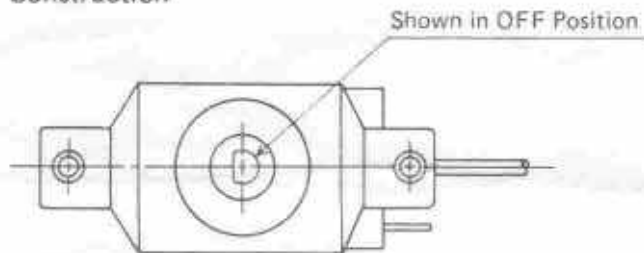
Operating Performance at Each Position of
Temperature Control (Evaporator Temperature)

Control Position	OFF	MIN	NORMAL	MAX
Angle of Cam Rotation	0°	45°	180°	315°
Switched-ON Temperature (°F)	—	46	36	—
Switched-OFF Temperature (°F)	—	—	18	2

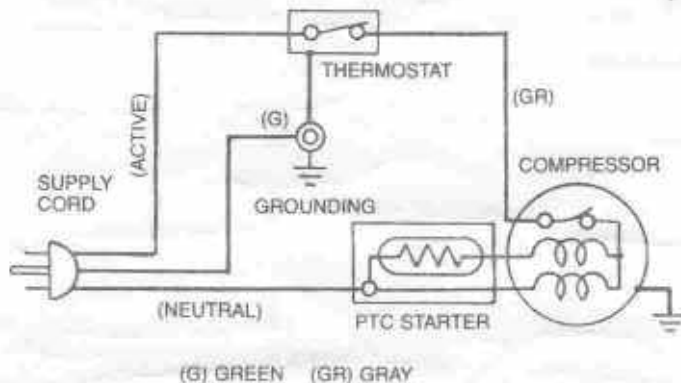
Control Position and Rotary Angle



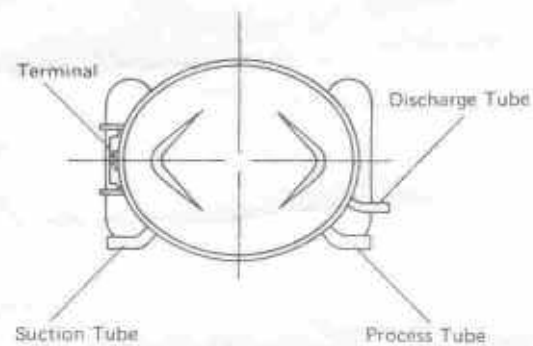
Construction



WIRING DIAGRAM



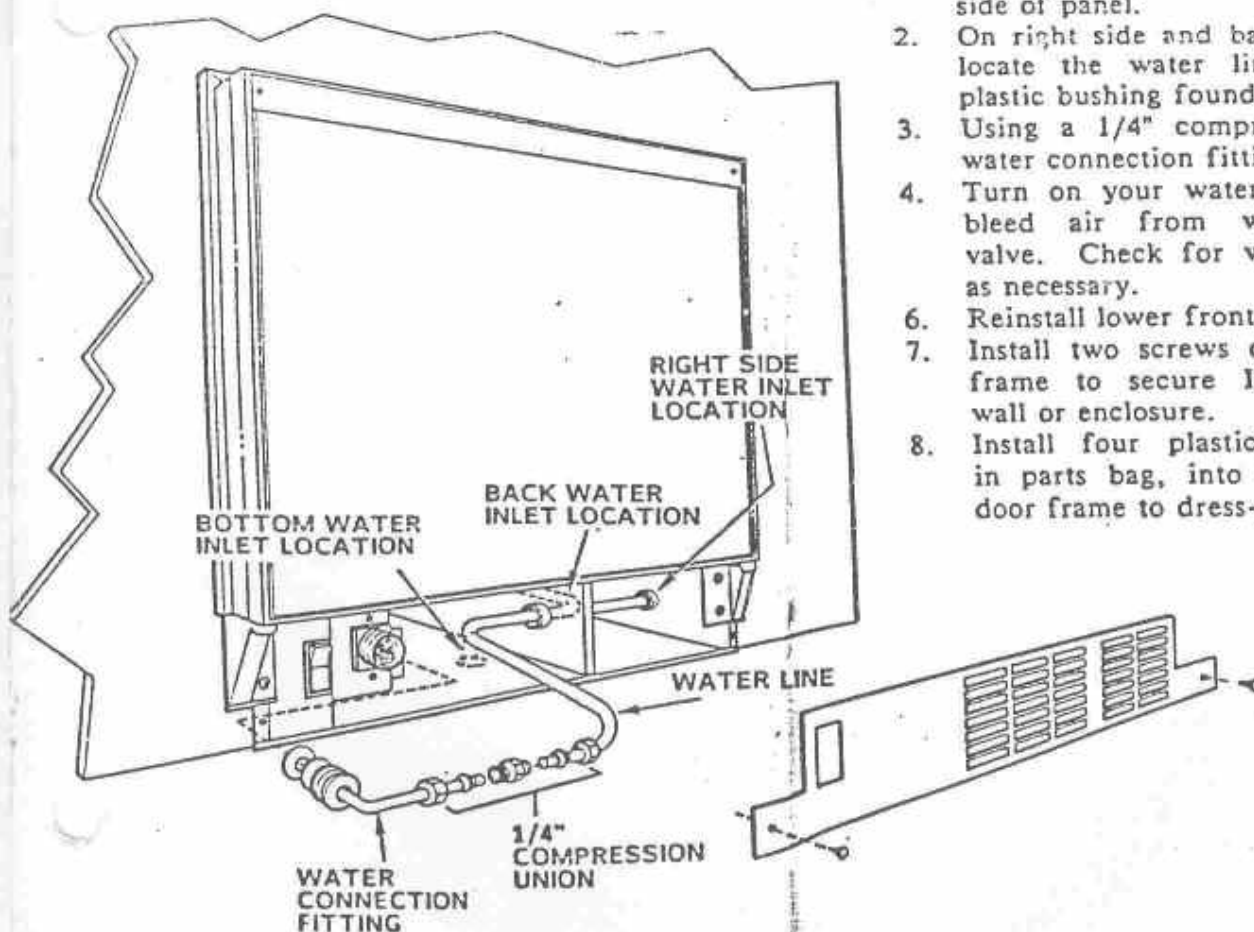
SKETCH OF MOTOR COMPRESSOR



REPLACE "SECTION E. CONNECTING WATER LINE AND SECURING ICE MAKER"
on Page 6, with the following:

E. Connecting Water Line and Securing Ice Maker

The Ice Maker should now be sitting in the proper position inside the cabinet, wall or enclosure. The water line should also be routed to the inside of the base pan of the Ice Maker. To complete the installation of the Ice Maker, do the following:



1. Remove lower front panel of Ice Maker by removing the bottom screws on each side of panel.
2. On right side and back water line routing, locate the water line and feed through plastic bushing found in divider panel.
3. Using a 1/4" compression union, connect water connection fitting to water line.
4. Turn on your water supply and carefully bleed air from water lines at water valve. Check for water leaks and correct as necessary.
6. Reinstall lower front panel.
7. Install two screws on each side of casing frame to secure Ice Maker to cabinet, wall or enclosure.
8. Install four plastic button plugs, found in parts bag, into holes on each side of door frame to dress-out installation.

Diagram - Windows Internet Explorer

<http://www.rvdealership.com/rvdstore/frontend/ShowDiagram.aspx?Browser=MSIE&Version=7&CustomerNumber=885555&Lin>

Norton

Free monitoring is on

Options

Click on a number to view the part list.

1 2 3 5 17 18 15 16 14 18 13 5 19 20 21 12 5 11 7 6 5 8

RV Dealership

Document1 - Mic...

Diagram - Windo...

Internet





150%

9:27 PM

[Questions/Policies](#) | [Shopping Cart](#) | [Logout](#) | [New Products](#) | [Acct. Info](#)

Dometic Icemakers\DN1070\Front View

Show Diagram

Description	Price	
 BUSHING,DOOR HINGE LOWER *SEE NOTES*	\$8.21	Add to Cart
BOX,VEGETABLE WHITE *N*	\$71.42	Add to Cart
 PIN,HINGE 3-4-6-760	\$11.42	Add to Cart
CATCH,RETAINER RM3-4-660 *N*	\$11.70	Add to Cart
PLUG,MASKING	\$11.70	Add to Cart
CONNECTION,WATER	\$41.64	Add to Cart
CATCH,TRAVEL STRIKE RM2310 RM2301	\$11.76	Add to Cart
PLATE,TRIM DN10 70 ICE MAKER	\$31.12	Add to Cart
HINGE ASSEMBLY, LH LOWER	\$0.00	Add to Cart
EVAPORATOR PANEL	\$0.00	Add to Cart
 ICEMAKER REPLACEMENT KIT *N*	\$239.73	Add to Cart
 VALVE KIT,WATER EATON VALVE	\$39.48	Add to Cart

If you don't find the item your looking for please call 1-800-325-9250.

[Questions/Policies](#) | [Shopping Cart](#) | [Logout](#) | [New Products](#) | [Acct. Info](#)[Dometic Icemakers\DN1070\Rear View](#)

Show Diagram

Description	Price	
COMPRESSOR *N*	\$408.39	Add to Cart
SLEEVE, COMPRESSOR MOUNTING	\$0.00	Add to Cart
PANEL, BACK	\$0.00	Add to Cart
CORD, POWER	\$0.00	Add to Cart
TUBE,WATER DN1070	\$0.71	Add to Cart
COMPRESSOR USE 2930850033	\$408.39	Add to Cart
COVER,TERMINAL DN1070	\$10.23	Add to Cart
SPRING, COVER	\$0.00	Add to Cart
BLADE,FAN	\$17.12	Add to Cart
COIL, CONDENSER	\$0.00	Add to Cart
COVER, JUNCTION BOX	\$0.00	Add to Cart
BRACKET,MOUNTING *N*	\$1.60	Add to Cart
TUBE KIT,WATER FILL RM7030	\$19.87	Add to Cart
DEVICE,START *N*	\$74.59	Add to Cart

If you don't find the item your looking for please call 1-800-325-9250.

[Questions/Policies](#) | [Shopping Cart](#) | [Logout](#) | [New Products](#) | [Acct. Info](#)

Dometic Icemakers\Dn1070\Icemaker

Show Diagram

Description	Price	
 SWITCH,MICRO SINGLE POLE,DOUBLE THROW (SPDT	\$4.68	Add to Cart
EJECTOR 627169 DN1075001	\$14.47	Add to Cart
T-STAT	\$195.68	Add to Cart
CAM	\$19.43	Add to Cart
GEAR *N*	\$22.79	Add to Cart
COVER	\$0.00	Add to Cart
 ICEMAKER REPLACEMENT KIT *N*	\$239.73	Add to Cart

If you don't find the item your looking for please call 1-800-325-9250.